



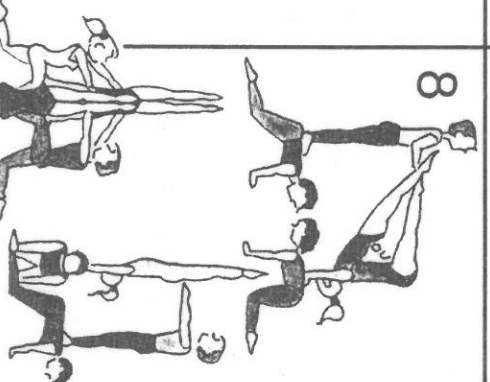

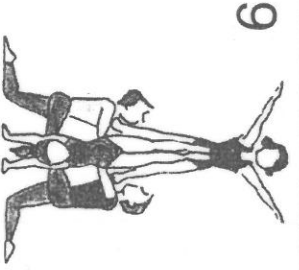
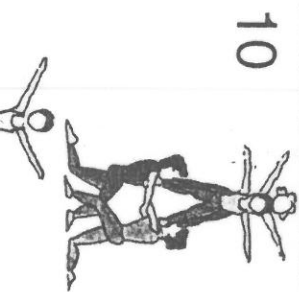


Tableau 3. Position de la base et du plus haut voltigeur

Travail	à 4				
	Niveau 1	Niveau 2	Niveau 3	Niveau 4	Niveau 5
Niveau 1 Assis ou 4 appuis pieds et mains ou sans voltigeur	2 Allongé ... + 4 appuis	3 Assis ... + 4 appuis	4 10 appuis 9 appuis	5 8 appuis 7 appuis	6 6 appuis ou moins
					
Niveau 2 Appuis pieds soutenus, position basse	3	4	5	6	7
					
Niveau 3 Appuis pieds uniques, position basse	4	5	6	7	8
					
Niveau 4 Appuis mains au-dessus de l'horizontale	5	6	7	8	9
					
Niveau 5 Appuis pieds soutenus ou uniques, position haute	6	7	8	9	10
				